

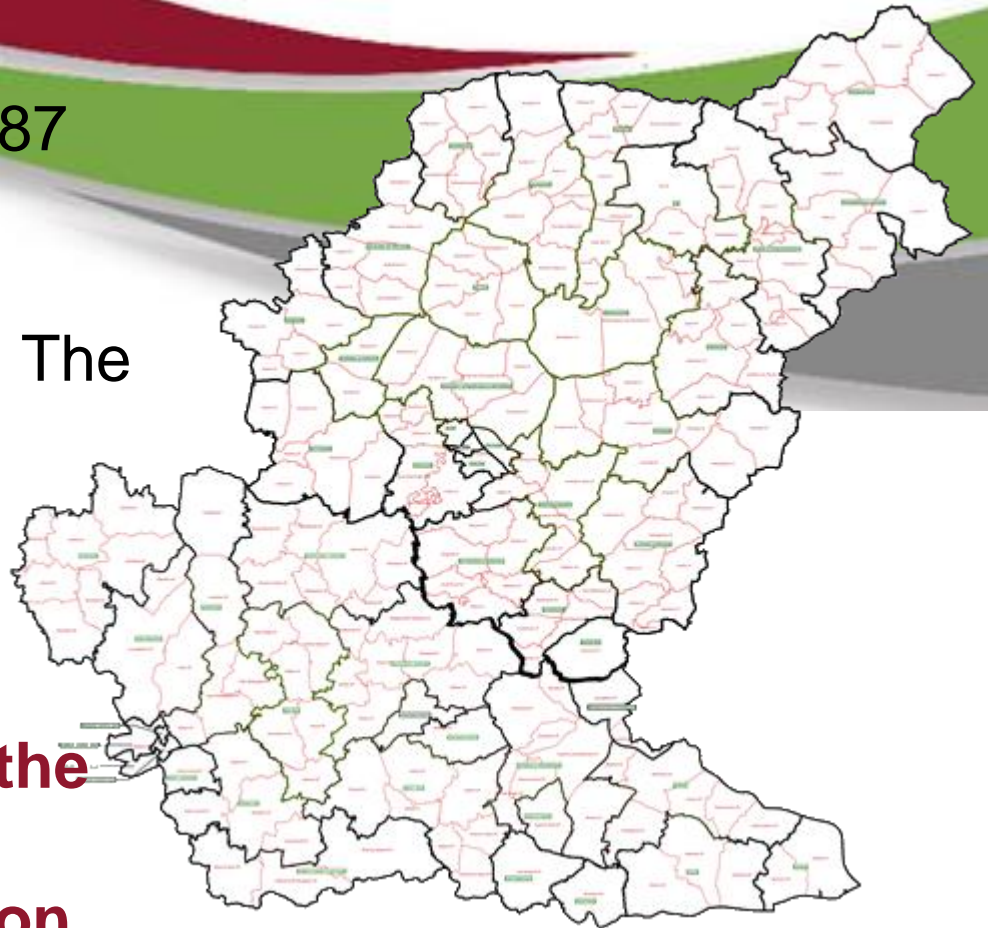
Application No: DC/20/05587

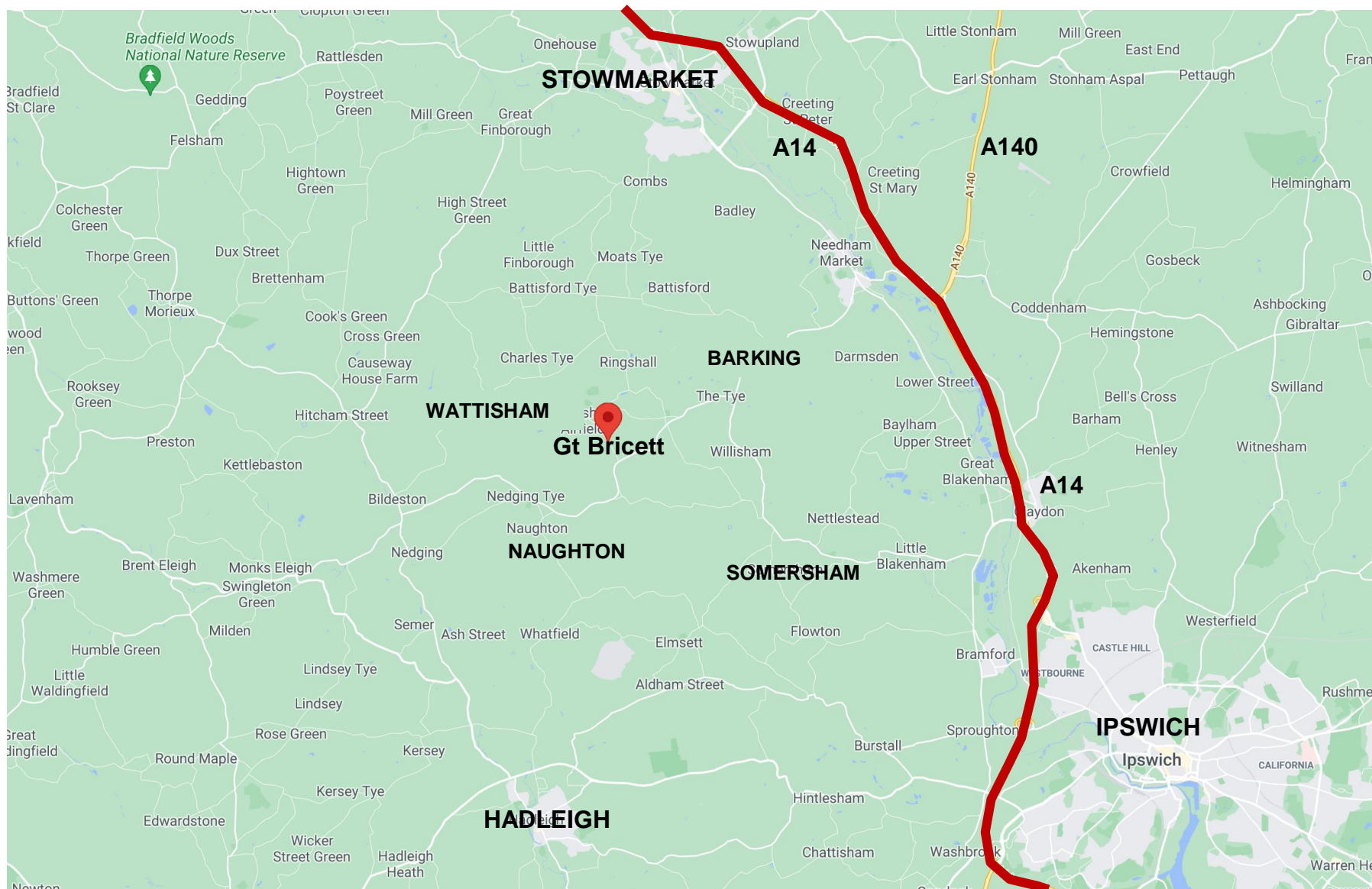
Address:

Great Bricett Business Park, The
Street, Great Bricett

FULL Planning Application

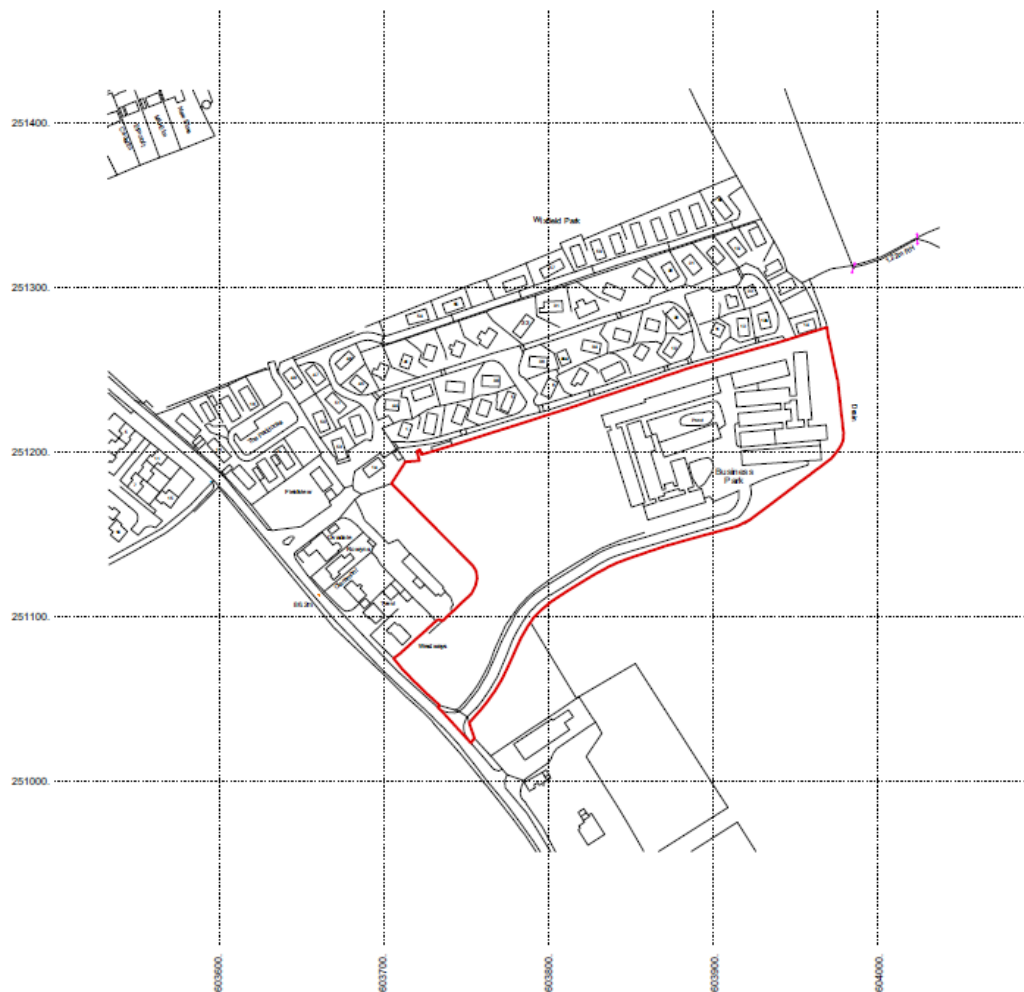
**Change of use of land for the
siting of up to 73 mobile
homes (following demolition
of existing buildings)**



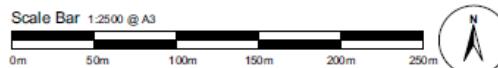


Site Location Plan

Slide 3



(c) Crown copyright. All rights reserved. 2020. License number 0100031673



© 2019 RPS Group
Notes
1. This drawing has been prepared in accordance with the scope of RPS's appointment with its client and is subject to the terms and conditions of that appointment. RPS accepts no liability for any use of this document other than by its client and only for the purposes for which it was prepared and provided.
2. If received electronically it is the recipient's responsibility to print to correct scale. Only written dimensions should be used.

Legend
 Application Boundary



20 Western Avenue, Milton Park, Abingdon, Oxfordshire, OX14 4RN
T: +44 (0)1235 821800 E: rps@rpsgroup.com

Client **Birch's Park Homes Ltd**

Project **Great Bricett Park**

Title **Site Location Plan**

Status	Drawn By	PM Checked by
FINAL	AJC	RB
Job Ref	Scale @ A3	Date Created
PPS1601	1:2500	OCT 2020

RPS Drawing/Figure Number
1601-0002-02

Rev
-

rpsgroup.com

Aerial Map – wider view

Slide 4



Constraints Map

Slide 5

..... Footpath

□ Built Up Area Boundaries



Aerial Image of Site (Existing)

Slide 6



Site Layout

Slide 7

Legend



43no. at 20' x 40ft



13no. at 20' x 44ft



13no. at 20' x 50ft

69no. Units Total

Parking Schedule

Parking allocated to each unit (1 space per unit)	69no.
Visitor parking spaces	12no.
Total parking spaces	81no. spaces



Proposed Site Layout Comparative With Approved Outline Slide 8 DC/17/03568



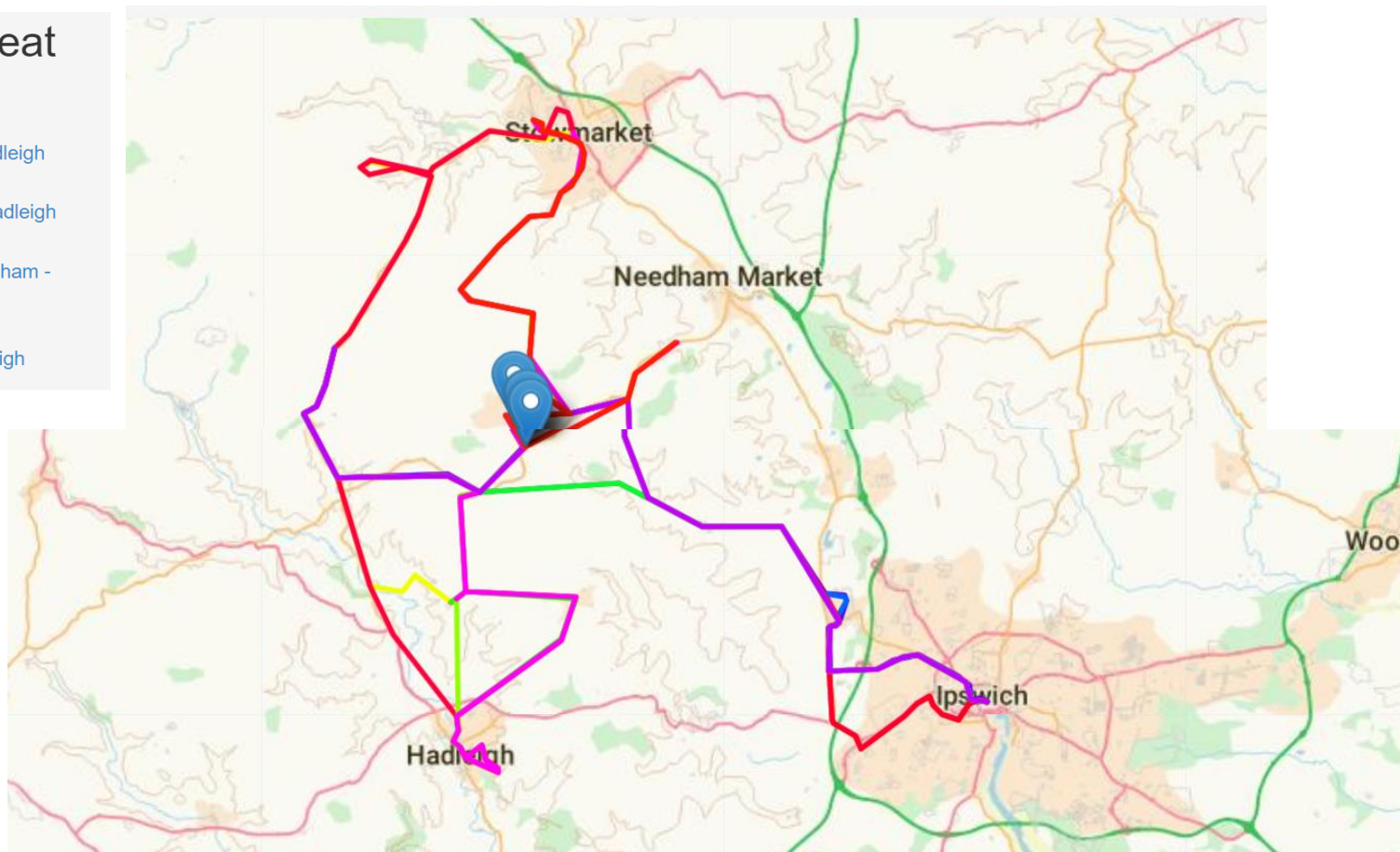
Bus Routes in Great Bricett

461 - Stowmarket - Bildeston - Hadleigh

462 - Stowmarket - Wattisham - Hadleigh

111 - Hitcham - Bildeston - Somersham -
Ipswich

985 - Great Bricett - Stowmarket High



Bus Stops - Gt Bricett

Slide 10

